

















Writing a Eulogy

Guidelines for writing a Eulogy

If you have been entrusted with the important task of writing a eulogy, keep in mind that it should be kept simple and sincere. Even if the deceased has led a long and varied life, keep it relatively short. If you would like to, you can prepare a longer version to be handed out at the funeral, or to be included in the Order of Service.

Here are some points you may like to include:

-  Date and place of birth
-  Parents' names
-  Details of brothers and sisters
-  Early childhood stories; location and interests; interesting or amusing details and experiences.
-  Educational history & special achievements: (schools attended; awards received; academic or trade qualifications and achievements)
-  Nicknames; personal likes/dislikes; often-told stories that give an insight into the person; special sayings, qualities, skills.
-  Details of career paths and involvement in charity/voluntary organisations; any military service
-  Details of marriages/divorces/children/significant relationships
-  Details of grandchildren/great grandchildren
-  Details of travel experiences
-  Details of sporting achievements
-  Details of any hobbies/interests
-  Details of any Club memberships; positions held
-  Lines quoted from a song or poem, or another reading of special significance.
-  Thank you on behalf of the family to hospital, carers, family, friends, etc
-  Invitation to join the family for refreshments (unless that task has been delegated to another family member).

